

---

# MITNIK Model MT3500 Mobile Self-loading Concrete Mixing Plant For Sale

## MITNIK NEW GENERATION OF MOBILE SELF LOADING CONCRETE BATCHING PLANT AND MIXING PLANT

---

MITNIK Self-loading Mobile Concrete Mixing Plant third generation was based on the attitude of product excellence improved the second generation product, since the third self-loading mobile concrete mixing plant generation birth, has a sharp rise in its product performance, replace the high sensitivity weighing sensor system, weighing system more accurate, more stable. To maintain the cleanness of hydraulic line, all the high pressure oil pipe replacement for high-definition hydraulic line, reduce the risk of pipeline jam, and hydraulic power is more strong, replace the high sensitive electronic sensors, make the vehicle operation more easy, more stable performance. Cab windscreen replacement for high-definition automobile specialty glass, make work long time the driver's eyes more comfortable.



MITNIK MT-3500 Mobile Self-Loading Concrete Mixing Plant Features:

---

Model:MT3500

Product Name: Mobile self-loading concrete mixer/concrete batching plant






Type: 4X4X4 concrete mixer

Features: Reliable,high-performance

Drum capacity: 4.8m<sup>3</sup>

Output Capacity:3.5m<sup>3</sup>/batch



MT-3500 Mobile Self-Loading Concrete Mixer Specification		
	MIXING UNIT	Drum capacity 5.3M <sup>3</sup> . Concrete output: 3.5 M <sup>3</sup> per batch. Double mixing screws, cover for emergency unloading. Drum rotation by hydraulic motor and planetary reducers. Mixing and discharging speed independent from r.p.m. of diesel engine. Discharging by reversing drum. The mixing unit is slewing hydraulically through 270° for high discharge over 1.8 m to the four sides of the vehicle.
	ENGINE	Yuchai YC4A125Z,diesel,water-cooled,4 cylinders. Rated power 92kw/2200rpm.
	TRANSMISSION	Full hydraulic driving. 4 wheel drive and 4 wheel steering. hydraulic Pump and motor are connected to the differentials through reducer. 4X4X4
	SPEED	Low: 0-10km/h, high: 0-20km/h
	DRIVING SEAT	Front cab on side of loading shovel.

	HYDRAULIC SYSTEM	Two circuits. 2 Plunger pumps for walk and drum rotation. 2 gear pumps for services. Inlet and outlet filter. Heat exchanger water/oil-air type.
	JOYMIX	All hydraulic functions of shovel controlled by a single - fully servo controlled Joystick.
	LOADING SHOVEL	Capacity 650 liters, complete with hydraulic opening gate.
	CHUTE	Slewing. Fitted with two pins easily detachable to increase the discharge height.
	WATER SYSTEM	Self-contained. Hydraulic driven water pump, water meter. High pressure water pump & washing gun
	GRADIENT	Fully loaded 30%
	BRAKES	Hydraulic brakes,Twin independent circuits. Hydraulic parking brake
	TYRES	Construction tyres 16/70-20.
	STEERING	Hydraulic. 3 way steering.
	ELECTRIC SYSTEM	24V. Safety battery cut-off.
	TANKS	Water: 2x350 liters. Diesel: 165 liters. Hydraulic oil: 150 liters.
	CHASSIS	Steel profile specially engineered for off-road operations.
	OVERALL DIMENSIONS	Long: 7.2M width 2.5M high: 3.3M
	WEIGHT	8600kgs, equally distributed on both axles
	SAFETY	Machine equipped with checking and block valves for maximum safety of the operator.
	MEASURING SYSTEM	Electronic weighing system

Product link : <https://www.mitnikmachine.com/?p=2011>